

COLUMN SPEAKER

Please follow the instructions in this manual to obtain the optimum results from this unit.
We also recommend that you keep this manual handy for future reference.

■ SAFETY PRECAUTIONS

- Be sure to read the instructions in this section carefully before use.
- Make sure to observe the instructions in this manual as the conventions of safety symbols and messages regarded as very important precautions are included.
- We also recommend you keep this instruction manual handy for future reference.

Safety Symbol and Message Conventions

Safety symbols and messages described below are used in this manual to prevent bodily injury and property damage which could result from mishandling. Before operating your product, read this manual first so you are thoroughly aware of the potential safety hazards as well as understand the safety symbols and messages.



WARNING Indicates a potentially hazardous situation which, if mishandled, could result in death or serious personal injury.



CAUTION Indicates a potentially hazardous situation which, if mishandled, could result in moderate or minor personal injury, and/or property damage.



WARNING

When Installing the Unit

- Install the speaker only in a location that can structurally support the weight of the speaker and the mounting bracket. Doing otherwise may result in the speaker falling down and causing personal injury and/or property damage.



CAUTION

When Installing the Unit

- When unpacking or moving a heavy speaker, be sure to

handle the unit with two or more persons. Falling or dropping the speaker may cause personal injury and/or property damage.

When the Unit is in Use

- Do not place heavy objects on the speaker as this may cause it to fall or break which may result in personal injury and/or property damage. In addition, the object itself may fall off and cause injury and/or damage.
- Do not stand or sit on, nor hang down from the speaker as this may cause it to fall down or drop, resulting in personal injury and/or property damage.
- Do not operate the speaker for an extended period of time with the sound distorting. This is an indication of a malfunction, which in turn can cause heat to generate and result in a fire.

■ FEATURES

The Metal column speaker TZ-30-EB/TZ-50-EB is highly efficient compact speaker that deliver excellent sound performance in medium sized venues such as houses of worship, gymnasiums, auditoriums and more. The weatherproof range of TZ-30-EB/TZ-50-EB metal column speaker has attained a rating of IP-55. They are capable of withstanding weather conditions in outdoor installations.

■ INSTALLATION

1. Mount the supplied top and bottom mounting brackets to the mounting surface as shown in Fig. 1.
2. Use a screwdriver to unscrew the sound column cover screws, remove the sound column cover, and remove the rubber plug by hand as shown in Fig. 2.
3. Install the waterproof connector, connect the power amplifier and the speaker wire, then close the sound column cover and lock the screws as shown in Fig 3 and 4.
4. Using the supplied hexagon bolt, washer, and mounting gasket, fix the speaker to the top bracket as shown in Fig. 5.
5. Similarly, fix the speaker to the bottom bracket.

Tips: When tilting the speaker, contact the shop from where the unit was purchased or your nearest TOA sales office. Installation hardware for this purpose is made available.

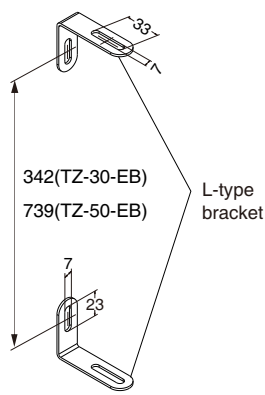


Fig.1

Unit: mm

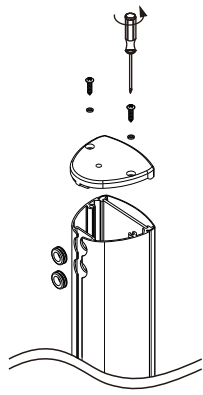


Fig.2




Fig.3

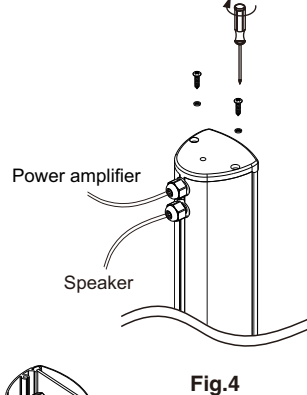


Fig.4


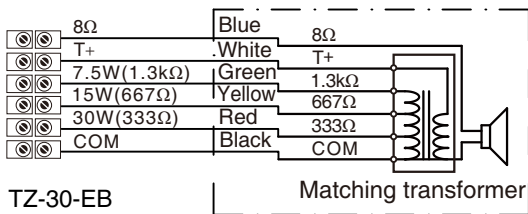


Fig.5

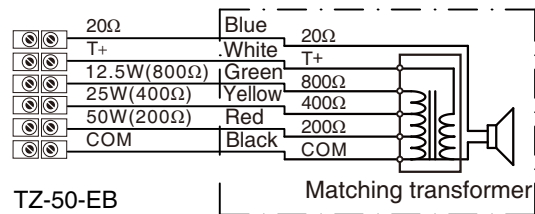
CONNECTIONS

When using two or more speakers on 100 V line, connect them in parallel matching their polarities Refer to the table below.

In this case, make the speakers' total wattage equal to or less than the power output of the connected amplifier.



TZ-30-EB



TZ-50-EB

SPECIFICATIONS

Model	TZ-30-EB	TZ-50-EB
Rated Input	30W	50W
Rated Impedance	100V line: 333Ω(30W),667Ω(15W),1.3kΩ(7.5W) 8Ω line: 8Ω(30W)	100V line: 200Ω(50W),400Ω(25W),800Ω(12.5W) 20Ω line: 20Ω(50W)
Sensitivity	90dB(1W,1m)	90dB(1W,1m)
Frequency Response	150-20kHz (-20dB)	150-20kHz (-20dB)
Speaker Component	5.3cm(2")×4pcs cone-type, 5.1cm(2")×1pcs cone-type	5.3cm(2")×10pcs cone-type, 5.1cm(2")×1pcs cone-type
Dust/Water Protection	IP55	
Applicable Cable	Solid copper wire: \varnothing 0.8- \varnothing 1.6mm (equivalent to AWG 20-14) 7-core twisted copper wire: 0.75-1.25mm ² (equivalent to AWG 18-16)	
Connection	Screw terminal	
Operating Temperature	-20°C to +55°C (-4°F to 131°F)	
Finish	Enclosure: Aluminum, White(RAL9016 or equivalent) Front grille: Aluminum net, White(RAL9016 or equivalent)	
Dimensions	403(H)×74.5(W)×69(D)mm(15.87"×2.93"×2.72")	800(H)×74.5(W)×69(D)mm(31.50"×2.93"×2.72")
Weight	1.74kg(3.84lb)	3.3kg(7.28lb)

Note: The design and specifications are subject to change without notice for improvement.

Accessories

Cable Grand	2	Rubber gasket	2
Rubber washer	2	L-type bracket	2
Hexagon wrench	1	Bracket mounting screw	2